




**SHERWIN
WILLIAMS®**

COATING SOLUTIONS FOR SUSTAINABLE DESIGN



FROM SPEC TO PROTECT

protectiveemea.sherwin-williams.com



COATING SOLUTIONS FOR SUSTAINABLE DESIGN



The Sherwin-Williams Company has a long history of innovation supporting sustainable building design while safeguarding human lives and protecting valuable assets. From a variety of environmentally-friendly protective coating solutions to cutting-edge software for fire protection design, our broad portfolio of products and services helps designers, architects and specifiers achieve credits, and ultimately comply with sustainable building certification programmes such as LEED and BREEAM.

Sustainable buildings aim to reduce impact on the environment and help protect natural resources due to their design and construction practices. Sherwin-Williams has been focused on contributing to our customers' sustainability goals in a variety of ways, including a broad portfolio of high-performance primer and topcoat systems for internal walls, floors and ceilings that help maintain good air quality for building residents and users. These coatings feature low or no volatile organic compound (VOC) content and are free of toxic and carcinogenic ingredients.

Backed by world-class passive fire protection systems, and analytical skills that include calculating the carbon equivalent of our products for coatings projects, the Sherwin-Williams team offers a comprehensive array of services to advance customers' sustainability goals.

HIGHLIGHTS

- Long track record of supporting architects and owners in green building construction
- Quick, customised carbon equivalent calculations
- Independently verified EPDs
- Emission testing
- LEED and BREEAM product attestations
- In-house sustainability expertise to guide customer projects
- Expert team of multi-discipline engineers for fire engineering support

GREEN SOLUTIONS


Innovative, environmentally-friendly products to support LEED and BREEAM projects:

- Corrosion-resistant primers to protect structural steel
- Passive fire protection with comprehensive approvals and certifications for water-based, solvent-based, epoxy-based and reactive MMA (Methyl MethAcrylate) technology
- Decorative topcoats, including polyurethane, acrylic and water-based
- Commercial flooring solutions

OVERVIEW OF CERTIFICATION PROGRAMMES AND METHODS

There are more than 100 sustainability certification systems globally – including the leading LEED and BREEAM programmes, as well as others such as DGNB, Green Globes, HQE and Green Star. In general, such certifications are not product based but focused on the whole life cycle of the building. However, individual products can contribute towards the credits needed to obtain these certifications.

Sherwin-Williams coating solutions help contribute towards the achievement of credits and ultimately comply with certification programmes like LEED and BREEAM. The impact of each product is described and quantified in our Environmental Product Declarations (EPD).



LEED (LEADERSHIP IN ENERGY AND ENVIRONMENTAL DESIGN)

LEED is the largest and most recognised global standard, administered by the U.S. Green Building Council with a 100-point system based on 4 tiers (Certified, Silver, Gold and Platinum). The currently used certification versions are LEED V4 and V4.1.

Sherwin-Williams has obtained specific product attestations for its protective coatings that contribute towards the emission credits, EPDs, and key areas within the LEED standard (materials and resources, indoor environmental air quality, and sustainable sites).

LEED rating levels	
Certified	40-49 points
Silver	50-59 points
Gold	60-79 points
Platinum	80+ points

MATERIALS AND RESOURCES

- Encourage the use of products having life cycle information, as well as environmentally, economically and socially preferable life cycle impacts.
- Minimise embodied energy and other impacts associated with the extraction, processing, transport, maintenance and disposal of building materials.
- Up to two credits are provided for selecting installed products that have an environmental impact assessment. Externally validated documents are 1½ times more valuable.

INDOOR ENVIRONMENTAL AIR QUALITY (V4.1)

- Reduce concentrations of chemical contaminants that can damage air quality, human health, productivity, and the environment.
- At least 75% of all paints and coatings, by volume or surface area, must meet the VOC emissions criteria, and 100% must meet the VOC content criteria.
- Includes paints and coatings applied on site or to be used on the interior of the building.
- Off site and 'non-interior' would typically not contribute.

SUSTAINABLE SITES

- Minimise the effect on microclimates and human and wildlife habitats by reducing heat islands.

BREEAM (BUILDING RESEARCH ESTABLISHMENT ENVIRONMENTAL ASSESSMENT METHOD)

BREEAM is a leading global green building rating system that applies to a wide range of project types (from new build to retrofit) and is based on performance assessments against nine categories and benchmark criteria. The method is widely recognised in 60 countries.

A wide selection of Sherwin-Williams solutions can contribute to achieving credits in order to obtain the BREEAM certification. In some cases, our passive fire protection coatings helped projects achieve the highest ("Outstanding") BREEAM rating.

BREEAM rating levels	
Good	≥ 45% score
Very good	≥ 55% score
Excellent	≥ 70% score
Outstanding	≥ 85% score

HEALTH AND WELL BEING


- Focused on HEA 02 indoor air quality.
- Sets maximum emission limits of formaldehyde, TVOC, Category 1A and 1B carcinogens.
- Must be externally verified by testing such as CDPH Standard Method v1.1.
- Applies to products exposed to the interior environment (typically, wall and floor coatings).

MATERIALS

- MAT 02 environmental impacts from construction products.
- Encourage reliable data on the impact of construction products by rewarding the specification of products with environmental products declarations.
- An 'EPD compliant with BREEAM' is an independently verified environmental label according to the requirements of ISO 14025.

CALCULATING THE CARBON EQUIVALENT ON YOUR INTUMESCENT PROJECT?

Carbon equivalent (kg CO₂e) helps specifiers, focused on reducing the carbon impact, make informed choices during the design stage, and select products that directly contribute to sustainable building design. A specialised team of Sherwin-Williams structural engineers offers this important service to help calculate and optimise the carbon content (output) of customers' fire protection requirements, providing designers with alternative choices when it comes to design and product selections.



FIRE ENGINEERING AND ESTIMATING TEAM (FEET)

Sherwin-Williams' team of multi-discipline mechanical and structural engineers leverages our state-of-the-art, innovative FIRETEX® Design Estimator (FDE) software to provide complex fire calculations, for both cellulosic and hydrocarbon fire preparedness, as early as during the conceptual design stage. For instance, we can quickly calculate the exact quantity of thin-film intumescent coating needed to provide fire protection to a specifically sized steel section – down to an individual beam. Combined steel and fire optimised designs offer the most cost effective, targeted and value engineered solutions to meet customer's requirements.

Our FDE software has been updated to include CO₂ equivalent values for our FIRETEX® range of materials with approved primers and topcoats. In addition, the software can design fire protection thickness and volumes at the click of a button, giving accurate estimates for a vast range of steel members, including the latest design processes for cellular beams. The software has the capacity to deal with any type of steel section including both rolled and plate profiles, in addition to designs based upon the engineer's specified critical temperatures. Structural fire engineering to British Standard (BS) and Eurocode (EN) is also available.

EMISSION TESTING

Sherwin-Williams works exclusively with independently verified laboratories to confirm the total emissions from our products. This information can then be used to validate compliance to specific building certification schemes, allowing our products to contribute towards credits and ultimately support a clean, breathable environment for the structure's occupants.

We are continually expanding our testing in this area, so please contact us directly for our latest attestations and to support you with a compliant specification for your project.



ENVIRONMENTAL PRODUCT DECLARATION (EPD)

An independently verified Environmental Product Declaration document communicates comparable and transparent information about the life cycle environmental impact of products.

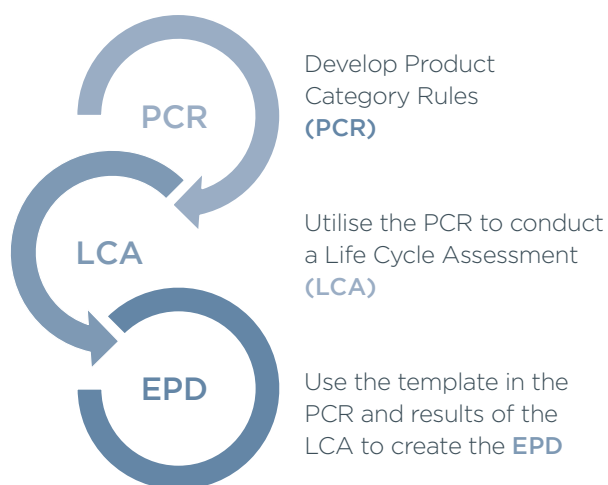
Compliant EPDs allow specifiers, architects and designers to select products that will help contribute additional credits to achieve a green building certification.

Our EPDs have been independently verified by NSF International (a trusted third-party accrediting body) in accordance with ISO 21930 and ISO 14025, and which can count towards the credits needed to obtain sustainability certifications. The NSF verification creates higher value for LEED accreditations and is mandatory for BREEAM certifications.

Unlike many EPDs which only cover “cradle to gate,” the life cycle assessments (LCA) we use to generate the data are full “cradle-to-grave” assessments. This provides a more holistic approach that represents the entire process, from raw material extraction, application, ongoing maintenance to end-of-life.

Each individual EPD output is the quantity of product needed for the building life in kilogrammes and the resulting Global Warming Potential (GWP) in kilogrammes per carbon equivalent (kg CO₂e) for this product. See the key products listed in the table below.

HOW DO YOU DEVELOP AN EPD?



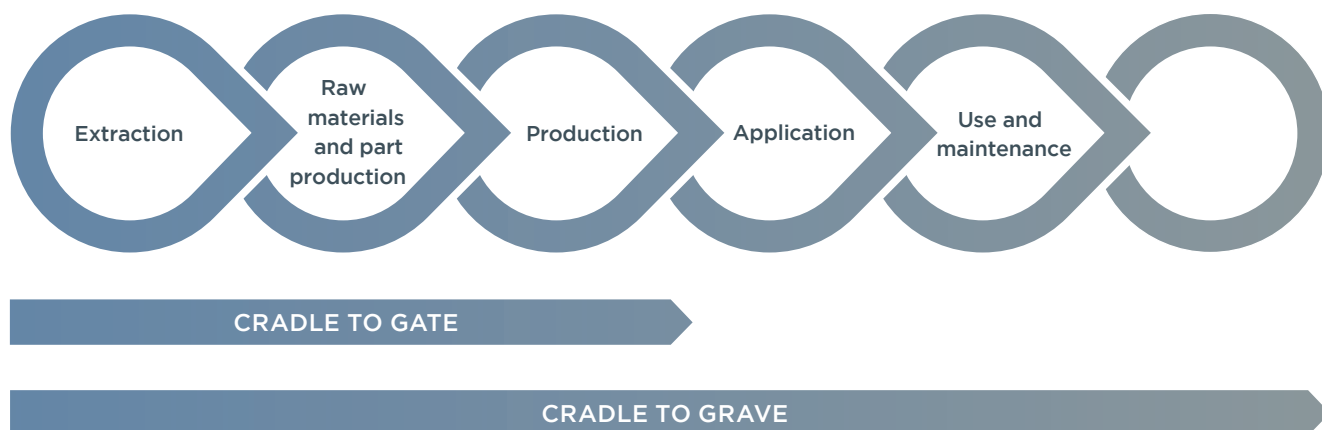
Sherwin-Williams also uses an ACA Architectural Coating PCR for the development of EPDs for corrosion protection and passive fire protection systems.

Product	Type	GWP Inc. Bio Carb (kg CO ₂ e) per kg (A/B)	GWP Inc. Bio Carb (kg CO ₂ e) per litre (kg x density)
FIRETEX® FX2000 series	Solvent-based intumescent	2.66	3.51
FIRETEX® FX5000 series	Water-based intumescent	2.00	2.80
FIRETEX® FX6002	MMA-based intumescent	3.34	4.91
FIRETEX® FX9500	Epoxy-based intumescent	3.89	5.30
FIRETEX® M72	Solvent-based intumescent repair	4.21	5.93
FIRETEX® M71V2	Acrylic topcoat	4.28	5.36
Macropoxy™ 400	Epoxy primer	3.39	5.32
Macropoxy™ 646	Epoxy tintable primer finish	4.09	6.34
Dura-Plate™ 301W	Surface-tolerant epoxy primer	5.05	6.57
Acrolon™ 7300	Polyurethane topcoat	4.63	6.85
Sher-Cryl™ M770	Water-based topcoat	2.96	3.46

CRADLE TO GATE vs CRADLE TO GRAVE?

The 'Cradle to Gate' approach covers the potential environmental impact from raw material extraction to production of the finished product.

'Cradle to Grave' expands the investigation to cover extraction through to end-of-life management as detailed on the diagram below.



CONTINUING GREEN EDUCATION AND TRAINING

We have created a series of RIBA CPD accredited presentations available to be shared in person, at your premises, or through a series of webinars. To book one of our CPD virtual seminars, [click here](#).



Fire engineering and estimation/FIRETEX thickness enquiries:

Tel: +44 (0)1204 556423 Email: feet.support@sherwin.com



COATING SOLUTIONS FOR SUSTAINABLE DESIGN

THE SHERWIN-WILLIAMS DIFFERENCE

Sherwin-Williams Protective & Marine delivers world-class industry subject matter expertise, unparalleled technical and specification service, and unmatched regional commercial team support to our customers around the globe. Our broad portfolio of high-performance coatings and systems that excel at combating corrosion helps customers achieve smarter, time-tested asset protection. We serve a wide array of markets across our rapidly growing international distribution footprint, including oil and gas, water and wastewater, bridge and highway, steel fabrication, flooring, food and beverage, rail and power, marine and passive fire protection.

SHERWIN-WILLIAMS®

protectiveemea.sherwin-williams.com
11/21 EMEAIO091/V03/PC

United Kingdom:

+44 (0)1204 556420
enquiries.uk@sherwin.com

Europe and Africa:

+44 (0)1204 556454
emea.pm.exportsales@sherwin.com

Middle East:

+971 4 8840200
sales.me@sherwin.com

India:

+91 9871900878
pmsales.india@sherwin.com